



Powerful performers for guest rooms and long stay concepts.



WMF kettle 0.8l

Good things come in small packages! The kettle with its 1800 W of power, 0.8 litre capacity and concealed stainless steel heating element can also be used for heating even the smallest quantities of water.

The dry run and overheating protection as well as the automatic boiling shut-off function and locking lid mean safety is guaranteed.



Cromargan® matt

Output 1800 watt

Capacity: 0.8 litre

Concealed stainless steel heating element

Easy single-handed lid opening at the touch of a button

Internal water level display

Removable, washable limescale water filter

Cordless kettle with separate appliance base incl. cord winder

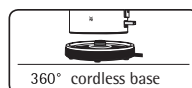
High level of safety thanks to the dry-run and overheating protection mechanisms as well as an automatic boiling shut-off function and locking lid



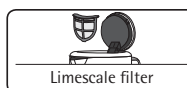
Cromargan®

1800 Watt

WMF High Performance



360° cordless base



Limescale filter

Article number:

04.1314.0011

Output:

220-240 V~, 50-60 Hz, 1650 -1960 W

Colour:

Cromargan® matt

Approx. weight of device (kg):

1,10

Box dimensions LxWxH (mm):

196x136x246

WMF LONO coffee pad machine

The technology is outstanding, the design compact: the WMF Pre-Brewing System guarantees the optimum development of the coffee aroma. With the patented WMF Perfect Crema system, one or two cups of coffee can be made to perfection with a beautiful crema.

Other hot beverages like tea can also be prepared, thanks to the integrated hot water spout. The standby mode and automatic shut-off save resources and provide the required level of safety for when handling the device.



Cromargan® matt

Pad holder for 1 or 2 coffee pads

Patented WMF Perfect Crema system

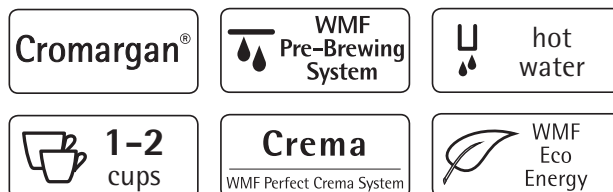
WMF Pre-Brewing System for optimal aroma extraction during the brewing process

Comfortable and intuitive to use

Removable water tank with 0.8 l capacity

Separate hot water outlet

WMF Eco Energy: standby and automatic shutdown



Article number:	04.1101.0011
Output:	220-240 V~, 50 Hz, 1600 W
Colour:	Cromargan® matt
Approx. weight of device (kg):	2,09
Box dimensions LxWxH (mm):	288x200x332

WMF STELIO Aroma coffee maker – glass pot

This filter coffee machine is equipped with a 10-cup Aroma glass jug. An external water-level indicator helps with filling the reservoir.

The removable filter insert is not only easy to clean, it also has a drip stop and overflow protection. The automatic shut-off function for the warming plate provides the safety needed for everyday use by guests.



10-cup (@ 125 ml) coffee machine with Aroma glass jug

External water level display

Removable filter insert (size 1x4)

Drip stop and overflow protection

Illuminated start button


Warming plate with automatic shutdown



- ◊ Aroma brewing system
- ◊ Aroma protection system
- ◊ Aroma coffee pot



Cromargan®

 10 cups

 WMF Ergonomic Handling

Article number:

04.1215.0011

Output:

220–240 V~, 50/60 Hz, 1000 W

Colour:

Cromargan®

Approx. weight of device (kg):

2,06

Box dimensions LxWxH (mm):

317x186x357

WMF STELIO kettle 1.2l

The timelessly elegant design of this kettle fits perfectly into any environment, be it a hotel, lounge or apartment. The kettle is performing with 2400 W, enabling water to be heated up quickly and easily.

A high level of safety is guaranteed thanks to the dry run and overheating protection, automatic boiling shut-off function and locking lid.



Cromargan® matt kettle

Capacity: 1.2l

External water level display

Illuminated interior

**Removable and washable
limescale water filter**

**Rubber, non-slip handle for
maximum comfort and safety**

**Single-hand lid opening at the
touch of a button**

2,400 watt output

Lime scale filter

WMF Ergonomic Handling

Cromargan®

2400 watt



Cromargan®



2400 Watt
WMF High Performance



Article number:

04.1301.0012

Output:

220 – 240 V~, 50/60 Hz, 2400 W

Colour:

Cromargan® matt

Approx. weight of device (kg):

0,98

Box dimensions LxWxH (mm):

197x177x201

Other interesting products for apartments can be found at wmf-professional.de





WMF STELIO toaster

The STELIO Cromargan® toaster in a subtle, stylish design offers everything your guests could want: seven different browning settings, integrated bread centring for even browning, roll attachment for baking, stop, warm/retoast, and defrost functions.

The bagel function is a special feature for one-sided, energy saving toasting. The crumb tray makes cleaning the toaster easy, and the Lift function lets you take out small slices.



Cromargan® matt toaster

Illuminated function buttons (on/off, warm/re-toast, defrost and bagel functions)

7 variable browning levels

Integrated stainless-steel roll attachment for baking bread rolls & croissants

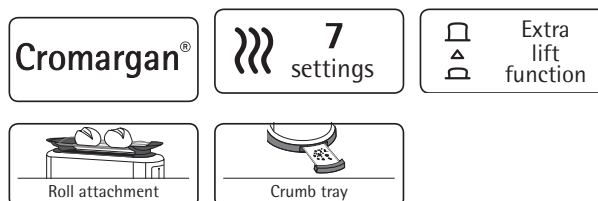
Bagel function for one-sided, energy-saving toasting

Removable crumb tray

Integrated bread centring for even browning

Additional lift function

900 watt output



Article number:	04.1401.0012
Output:	230 – 240 V~, 50 Hz, 900 – 980 W
Colour:	Cromargan® matt
Approx. weight of device (kg):	1,44
Box dimensions LxWxH (mm):	325x200x275

This appliance is intended for domestic use such as by guests in hotels, motels and other accommodation facilities. The appliance is not intended for purely commercial use.

WMF
Professional Hotel Equipment
proHeq GmbH
Carl-Benz-Straße 10 · 75217 Birkenfeld, Germany
Phone: +49 (0) 72 31 / 4885 500 · Fax: +49 (0) 72 31 / 4885 590
info@wmf-professional.de · www.wmf-professional.de

Printed in Germany 10.16
Errors and omissions exempted –
applies to the full content.

